



## 4" Square Slim Panel Downlight


### Applications:

- Recessed Downlighting
- New/Remodel Construction
- Residential/Commercial Lighting
- Use in your- Entryway, Kitchen, Bathroom, Living Room, Hallway & Bar

### Product Information:

- 5CCT Selectable: 27/30/35/40/50K
- Works with Most Dimmers
- J-Box Included Which Eliminates the Need for a Can
- Snap Trim Spring Clips Make Installation a Snap






4.7"



1.2"



Snap Spring












Cable Mount Lock



5 Kelvin Selectable

Wire Terminals



-  5 Kelvin Selectable
-  9 Watt
-  840 Lumens
-  Dimmable
-  Integrated LED
-  IP54 Rated
-  Can Free
-  120V

**RETAIL READY STAND OUT PACKAGING**



Packaging subject to size change based on product size





#### 4" SQUARE SLIM PANEL DOWNLIGHT

- NW-P-SQDL-4-9W-5CT-WH
- NW-P-SQDL-4-9W-5CT-BLK

<b>LUMENS</b>	840
<b>WATTAGE</b>	12W
<b>VOLTAGE</b>	120V
<b>TRIM</b>	WH- White / BLK- Black
<b>COLOR TEMP</b>	27/30/35/40/50K
<b>BEAM ANGLE</b>	120°
<b>LIFE HOURS</b>	50,000
<b>CRI</b>	90
<b>DIMMABLE</b>	Yes

