

UniColor Series

24VDC IP20 RGB+CCT COB LED Tape



UniColor Series

24VDC IP20 RGB+CCT COB LED Tape




Features

- RGB + CCT (2700K–6000K)
- Up to 220 lm/ft
- 2.2W max per foot with **Cyan / EnoSync** controllers (5.5W total all channels)
- 90° L-sections for fully lit, seamless corners (Sold separately, not included)
- Cuttable every 1.64"
- 3M adhesive backing
- Maximum run 32.8ft
- Available in 16ft and 100ft reels
- 6-year warranty

Specifications

Input Voltage:	24VDC
Color Temperature:	RGB + CCT (2700-6000K)
CRI:	90+
Power:	2.2W/ft.
Lumens:	Up to 220Lm/ft
Cut Length:	1.64" (41.67mm)
Environment:	IP20
Dimensions (W x H x L):	0.47" x 0.06" x 197"
Maximum Run:	32.8ft (74W)
Beam Angle:	150°
Lamp Life:	50,000
Max Ambient Temperature:	113°F
Adhesive:	3M

150° Beam Angle

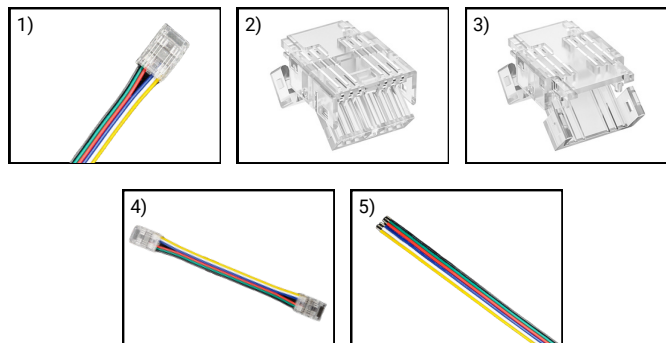


Included Accessories

Ordering Code	Contains
Uni-TC-KIT	Uni-6P-TW-72W-12 - 1pc
	Uni-6P-TT-12 - 1pc
	Uni-6P-TT-12 - 1pc

Connectors and Wire

Ordering Code	Description
1) Uni-6P-TW-72W-12	Tape-to-wire snap connector with 72" wire
2) Uni-6P-TW-12	Tape-to-wire snap connector
3) Uni-6P-TT-12	Tape-to-tape snap connector
4) Uni-6P-TT-6W-12	Tape-to-tape snap connector with 6" wire
5) WS-6P-32	32ft, 6 Pin RGB+CCT Wire Spool



UniColor Series

24VDC IP20 RGB+CCT COB LED Tape



Performance Table

Ordering Code	Length	Max Run Length	Voltage	CCT	CRI	Wattage	Lumens	Cutttable	IP Rating
Uni-RGBCW-16	16.4ft	32.8ft	24VDC	RGB + CCT (2700-6000K)	90+	2.2W/ft.	Up to 220lm/ft	1.64" (41.67mm)	IP20
Uni-RGBCW-100	100ft	32.8ft	24VDC	RGB + CCT (2700-6000K)	90+	2.2W/ft.	Up to 220lm/ft	1.64" (41.67mm)	IP20
Uni-RGBCW-LC	Left Corner 90° Tape		24VDC	RGB + CCT (2700-6000K)	90+	2.2W/ft.	Up to 220lm/ft	NA	IP20
Uni-RGBCW-RC	Right Corner 90° Tape		24VDC	RGB + CCT (2700-6000K)	90+	2.2W/ft.	Up to 220lm/ft	NA	IP20

Photometric and Power Data

LED Channel	Voltage	Watts/ft	Lumens	CCT	CRI	Wavelength
Warm White	24VDC	1.1W/ft.	110lm/ft	2700K	90+	-
Cool White	24VDC	1.1W/ft.	110lm/ft	6000K	90+	-
Red	24VDC	1.1W/ft.	-	-	-	630nm
Green	24VDC	1.1W/ft.	-	-	-	530nm
Blue	24VDC	1.1W/ft.	-	-	-	460nm

Total wattage for all channels on is 5.5W/ft max




UniColor Series

24VDC IP20 RGB+CCT COB LED Tape

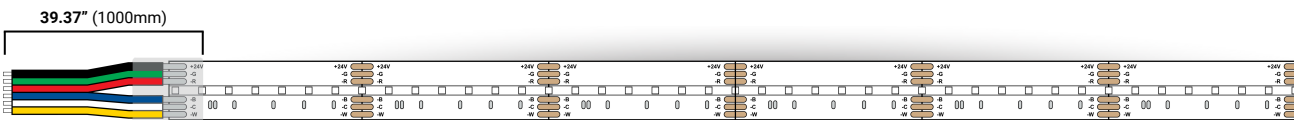


Mechanical Diagrams

Uni-RGBCW-16




Connections



Uni-RGBCW-LC


(UniColor COB LED Tape Light - Left Corner)



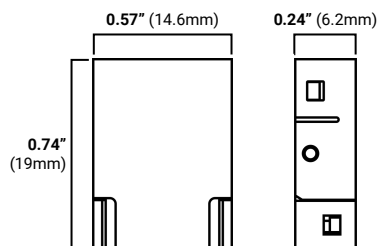
Sold separately, not included

Uni-RGBCW-RC

(UniColor COB LED Tape Light - Right Corner)

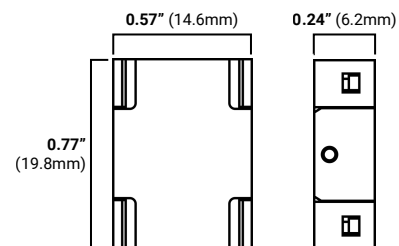


Uni-6P-TW-12 (Tape-to-wire snap connector)



Sold separately, not included

Uni-6P-TT-12 (Tape-to-tape snap connector)



UniColor COB

24VDC IP20 RGB+CCT COB LED Tape

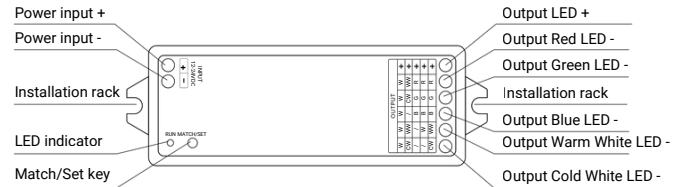


Compatible Controllers

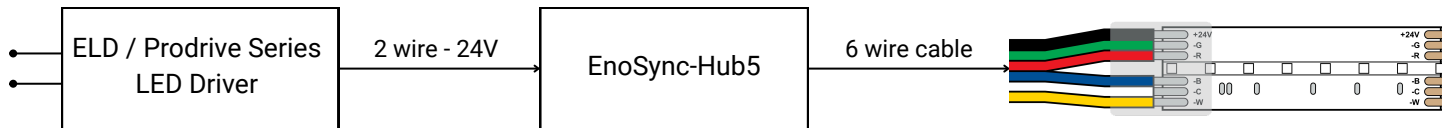
Part Number	Description
EnoSync-Hub5	Smart LED Controller



User Interface




Wiring Diagrams



Control Options

Smart Phone



Compatible Remotes



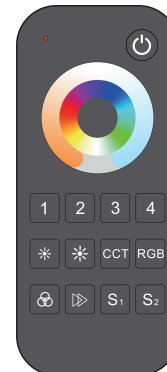
P/N: ES-RT-Z4-Dim



P/N: ES-RT-Z4-TW



P/N: ES-RT-Z4-RGBW



P/N: ES-RT-Z4-RGBCCT

UniColor COB

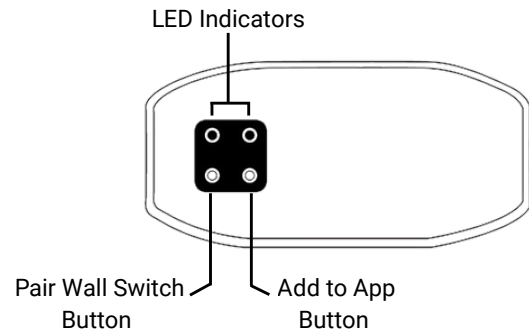
24VDC IP20 RGB+CCT COB LED Tape



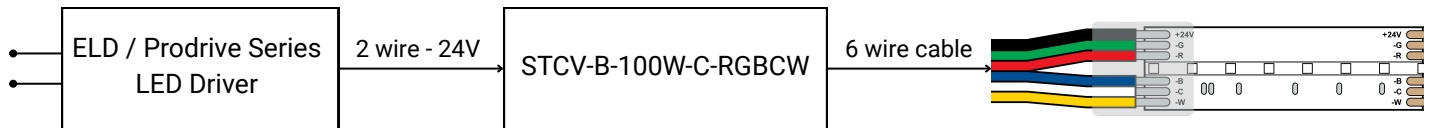
Compatible Controllers

Part Number	Description
STCV-B-100W-C-RGBCW	Smart LED Controller

User Interface



Wiring Diagrams



Control Options

Smart Life App



Compatible CyanWallSwitch



P/N: CYAN-RGBCW-SW3




UniColor COB

24VDC IP20 RGB+CCT COB LED Tape



Recommended LED Drivers

ELD - IP65 Non-Dim Series - Plug-in Version



Ordering Code	Input Voltage	Output Voltage	Max Load	Class	Environment	Dimensions
ELD-100W-24VDC-UL-PLUG	120VAC	24VDC	100W	Yes	IP65	8" x 2.4" x 0.78"
ELD-200W-24VDC-UL-PLUG	120VAC	24VDC	200W	Yes	IP65	9.3" x 2.48" x 1.25"
ELD-300W-24VDC-UL-PLUG	120VAC	24VDC	300W	Yes	IP65	8.97" x 2.83" x 1.25"

ELD - IP65 Non-Dim Series - Direct Wire Version



Ordering Code	Input Voltage	Output Voltage	Max Load	Class	Environment	Dimensions
ELD-100W-24VDC-UL	120VAC	24VDC	100W	Yes	IP65	8" x 2.4" x 0.78"
ELD-200W-24VDC-UL	120VAC	24VDC	200W	Yes	IP65	9.3" x 2.48" x 1.25"
ELD-300W-24VDC-UL	120VAC	24VDC	300W	Yes	IP65	8.97" x 2.83" x 1.25"

ProDrive Series - Low Profile 5-in-1 Dimmable Series



Ordering Code	Input Voltage	Output Voltage	Max Load	Class	Environment	Dimensions
ProDrive-40W-24DC	120-277VAC	24VDC	40W	Yes	IP21	6.29" x 2.28" x 0.78"
ProDrive-60W-24DC	120-277VAC	24VDC	60W	Yes	IP21	7.28" x 2.5" x 0.86"
ProDrive-96W-24DC	120-277VAC	24VDC	96W	Yes	IP21	7.28" x 2.5" x 0.86"

NanoDrive - 0-10V Dimmable Series



Ordering Code	Input Voltage	Output Voltage	Max Load	Class	Environment	Dimensions
NANO-40W-24VDC	120-277VAC	24VDC	40W	Yes	IP65	1.97" x 1.45" x 8.77"
NANO-60W-24VDC	120-277VAC	24VDC	60W	Yes	IP65	1.97" x 1.45" x 8.77"
NANO-96W-24VDC	120-277VAC	24VDC	96W	Yes	IP65	1.97" x 1.45" x 8.77"

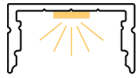
UniColor COB

24VDC IP20 RGB+CCT COB LED Tape

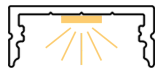


Channel Compatibility

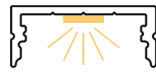
Surface Mount



SL-430-S-94
Aluminium Finish
 Width (outside): 0.93" (23.50mm)
 Width (inside): 0.80" (20.30mm)
 Height: 0.50" (12.80mm)
 Length: 94" (2.38m)



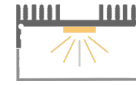
SL-454-S-94
Aluminium Finish
 Width (outside): 0.93" (23.50mm)
 Width (inside): 0.80" (20.30mm)
 Height: 0.39" (12.80mm)
 Length: 94" (2.38m)



SL-454-B-94
Aluminium Finish
 Width (outside): 0.93" (23.50mm)
 Width (inside): 0.80" (20.30mm)
 Height: 0.39" (12.80mm)
 Length: 94" (2.38m)



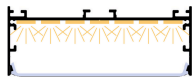
SL-314-S-94
Aluminium Finish
 Width (outside): 0.80" (20.30mm)
 Width (inside): 0.68" (17.50mm)
 Height: 0.80" (20.30mm)
 Length: 94" (2.38m)



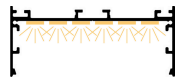
SL-331-S-94
Aluminium Finish
 Width (outside): 1.14" (29.00mm)
 Width (inside): 0.68" (17.50mm)
 Height: 0.88" (22.35mm)
 Length: 0.94" (2.44mm)



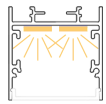
SL-504-S-94
Aluminium Finish
 Width (outside): 1.31" (33.20mm)
 Width (inside): 1.18" (30.00mm)
 Height: 0.57" (14.40mm)
 Length: 94" (2.38m)



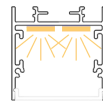
SL-977-S-94
Aluminium Finish
 Width (outside): 3.97" (100.90mm)
 Width (inside): 3.60" (91.50mm)
 Height: 1.48" (37.50mm)
 Length: 94" (2.38m)



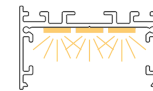
SL-998-S-94
Aluminium Finish
 Width (outside): 3.37" (85.50mm)
 Width (inside): 3.00" (76.20mm)
 Height: 1.43" (36.20mm)
 Length: 94" (2.38m)



SL-910-S-94
Aluminium Finish
 Width (outside): 1.44" (36.70mm)
 Width (inside): 1.18" (30.00mm)
 Height: 1.44" (36.70mm)
 Length: 94" (2.38m)



SL-910-B-94
Black Finish
 Width (outside): 1.44" (36.70mm)
 Width (inside): 1.18" (30.00mm)
 Height: 1.44" (36.70mm)
 Length: 94" (2.38m)



SL-928-S-94
Aluminium Finish
 Width (outside): 1.97" (50.00mm)
 Width (inside): 1.80" (45.72mm)
 Height: 1.16" (29.50mm)
 Length: 94" (2.38m)



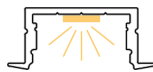
SL-928-B-94
Black Finish
 Width (outside): 1.97" (50.00mm)
 Width (inside): 1.80" (45.72mm)
 Height: 1.16" (29.50mm)
 Length: 94" (2.38m)

Corner LED Channel



SL-511-S-94
Aluminium Finish
 Width (outside): 1.18" (30mm)
 Width (inside): 0.83" (21mm)
 Height: 1.18" (30mm)
 Length: 94" (2.38m)

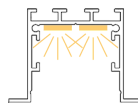
Recessed Mount



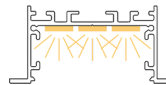
RL-727-S-94
Aluminium Finish
 Width (outside): 1.20" (30.60mm)
 Width (inside): 0.80" (20.30mm)
 Height: 0.50" (12.80mm)
 Length: 94" (2.38m)



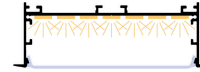
RL-778-S-94
Aluminium Finish
 Width (outside): 1.31" (33.20mm)
 Width (inside): 1.18" (30.00mm)
 Height: 0.57" (14.40mm)
 Length: 94" (2.38m)



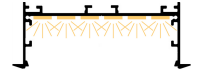
RL-809-S-94
Aluminium Finish
 Width (outside): 1.43" (36.30mm)
 Width (inside): 1.30" (33.10mm)
 Height: 1.38" (35.00mm)
 Length: 94" (2.38m)



RL-851-S-94
Aluminium Finish
 Width (outside): 2.52" (64.00mm)
 Width (inside): 1.57" (40.00mm)
 Height: 1.16" (29.50mm)
 Length: 94" (2.38m)



RL-977-S-94
Aluminium Finish
 Width (outside): 4.44" (112.8mm)
 Width (inside): 3.60" (91.50mm)
 Height: 1.48" (37.50mm)
 Length: 94" (2.38m)



RL-873-S-94
Aluminium Finish
 Width (outside): 3.83" (97.40mm)
 Width (inside): 3.00" (76.20mm)
 Height: 1.43" (36.40mm)
 Length: 94" (2.38m)

Trimless Mud-In



TL-041-S-94
Aluminium Finish
 Width (outside): 0.93" (23.50mm)
 Width (inside): 0.80" (20.50mm)
 Height: 0.61" (15.50mm)
 Length: 94" (2.38m)



TL-066-S-94
Aluminium Finish
 Width (outside): 1.44" (36.70mm)
 Width (inside): 1.18" (30.00mm)
 Height: 0.61" (15.50mm)
 Length: 94" (2.38m)



TL-071-S-94
Aluminium Finish
 Width (outside): 1.97" (50.00mm)
 Width (inside): 1.77" (45.00mm)
 Height: 0.61" (15.50mm)
 Length: 94" (2.38m)



TL-539-S-94
Aluminium Finish
 Width (outside): 1.70" (43.30mm)
 Width (inside): 0.59" (15mm)
 Height: 3.94" (100.2mm)
 Length: 94" (2.38m)